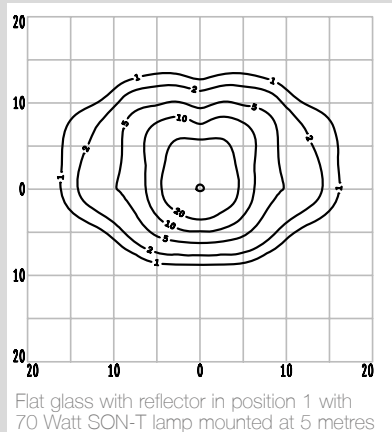
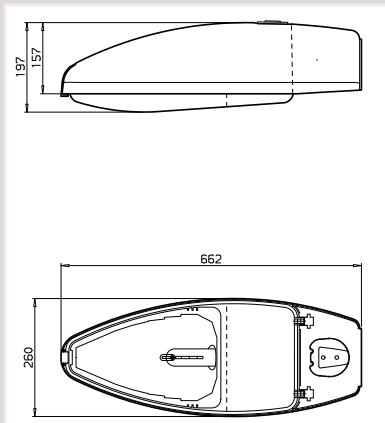




P567A



Recommended Applications:

Minor roads, residential areas, car parks, industrial areas, footpaths, cycleways, railways, airports

Mounting Height:

4 - 8m column for fixing on a side entry bracket or post top spigot

Wind area:

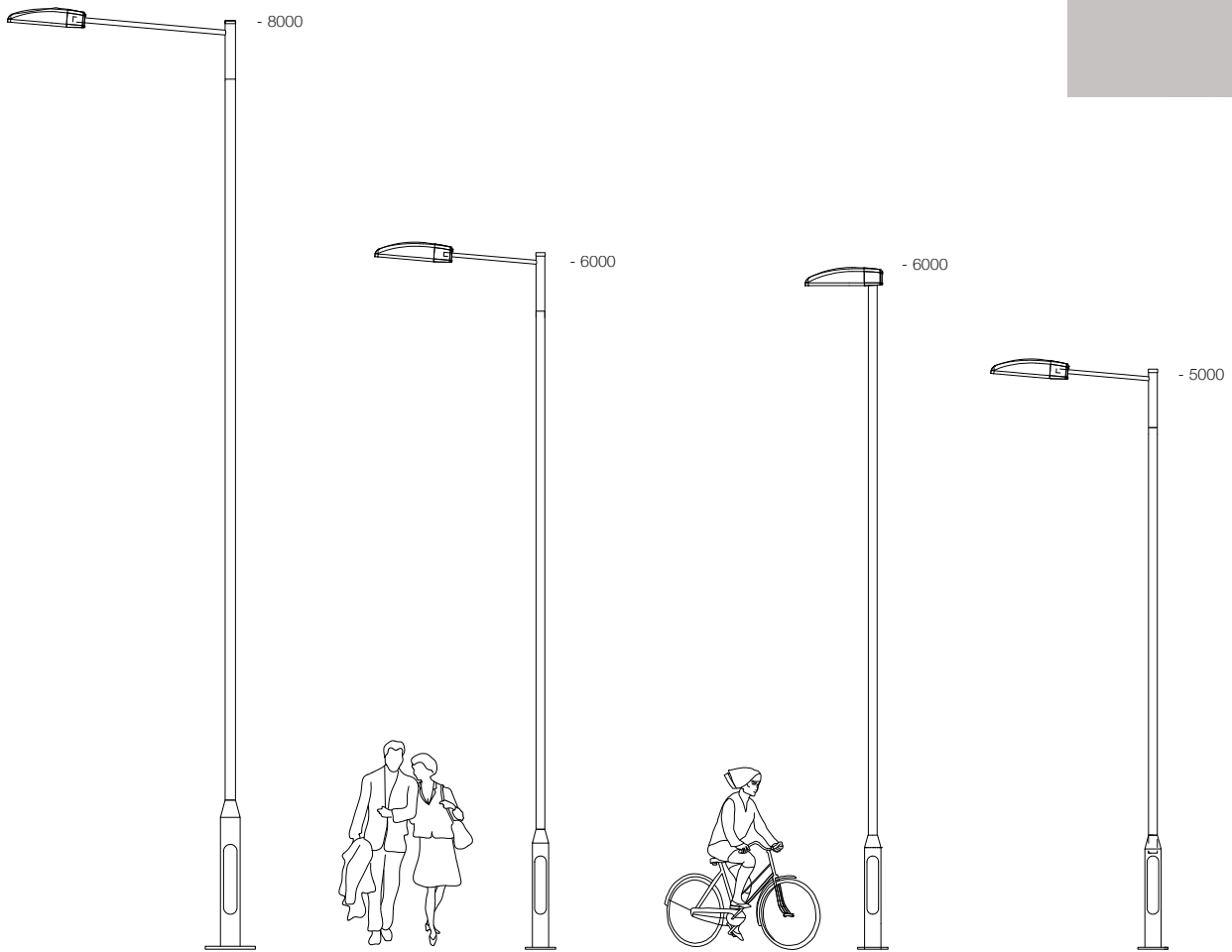
Flat glass: 0.09m²
Bowl: 0.10m²

Spigot:

PT: 60mm x 100mm
SE: 76mm x 100mm
SE: 34mm x 100mm
SE: 42mm x 100mm

IP Rating:

IP66 optic and gear



Mounted on CU Phosco Forest columns

P567A

The P567A has been designed to minimise its impact on the environment, both in manufacture and disposal and complies fully with the WEEE (Waste Electrical & Electronic Equipment) Directive. The aluminium body provides durability and vandal-resistance during its life.

MATERIALS AND FINISHES

- High pressure die-cast aluminium body
- Vandal resistant Polycarbonate bowl
- Aluminium reflector system
- Electromagnetic control gear as standard
- Universal post-top/side-entry spigot mechanism
- Reflector at 0° tilt relative to horizontal/vertical spigot

OPTIONS AND EXTRAS

- Option of GRP body
- Footpath/cycleway reflector
- Flat glass - heat resistant toughened glass offering full cut-off option to eliminate upward light
- NEMA socket or miniature photocell options
- Equal pressure gasket and activated charcoal FILTERSEAL system - for minimal cleaning
- Quick release gear tray with plug and socket connection
- Choice of RAL colours at extra cost
- Option of pre-wiring with suitable length of cable
- Electronic gear with or without
 - part night switching
 - part night dimming
 - multi stage dimming
 - central management system compatibility
- Wall bracket

Road Lighting

Road Lighting is covered by BS 5489-1 and BS EN 13201-2: 2003.

P567A Lantern

Description	Product Number	Weight	Description	Product Number	Weight
Luminaire Reference	P567A	5.0 kg			
50W Son-T control gear	50SONT	1.6 kg	50W Son-T electronic control gear	50SONELE	0.5 kg
70W Son-T control gear	70SONT	1.9 kg	70W Son-T electronic control gear	70SONELE	0.5 kg
100W Son-T control gear	100SONT	2.1 kg	100W Son-T electronic control gear	100SONELE	0.8 kg
35W CDM-T control gear	35CDMT	1.6 kg	35W CDM electronic control gear	35CDOELE	0.2 kg
70W CDO-TT control gear	70CDOTT	1.9 kg	70W CDO electronic control gear	70CDOELE	0.5 kg
100W CDO-TT control gear	100CDOTT	2.1 kg	100W CDO electronic control gear	100CDOELE	0.8 kg
26W Sox control gear	26SOX	1.7 kg	45W Cosmopolis control gear	45COSMO	0.9 kg
35W Sox control gear	35SOX	1.6 kg	60W Cosmopolis control gear	60COSMO	0.9 kg
42W PLT control gear	42PLT	0.2 kg	90W Cosmopolis control gear	90COSMO	0.9 kg
57W PLT control gear	57PLT	0.2 kg	50W Son Zodion control gear	50SONZOD	0.5 kg
			70W Son Zodion control gear	70SONZOD	0.5 kg
			100W Son Zodion control gear	100SONZOD	0.5 kg

Options

Flat Glass	FCO
Footpath Reflector	FP
NEMA	NEMA
Miniature 1 part photocell	MINI
Special colour RAL number	RAL
Pre-wired with suitable length of cable	CBL